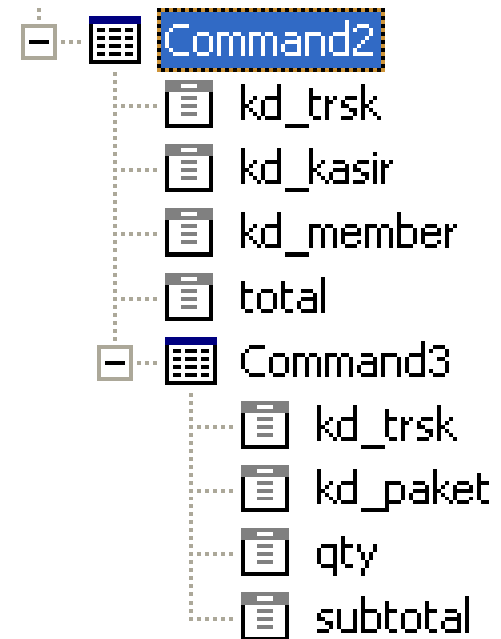
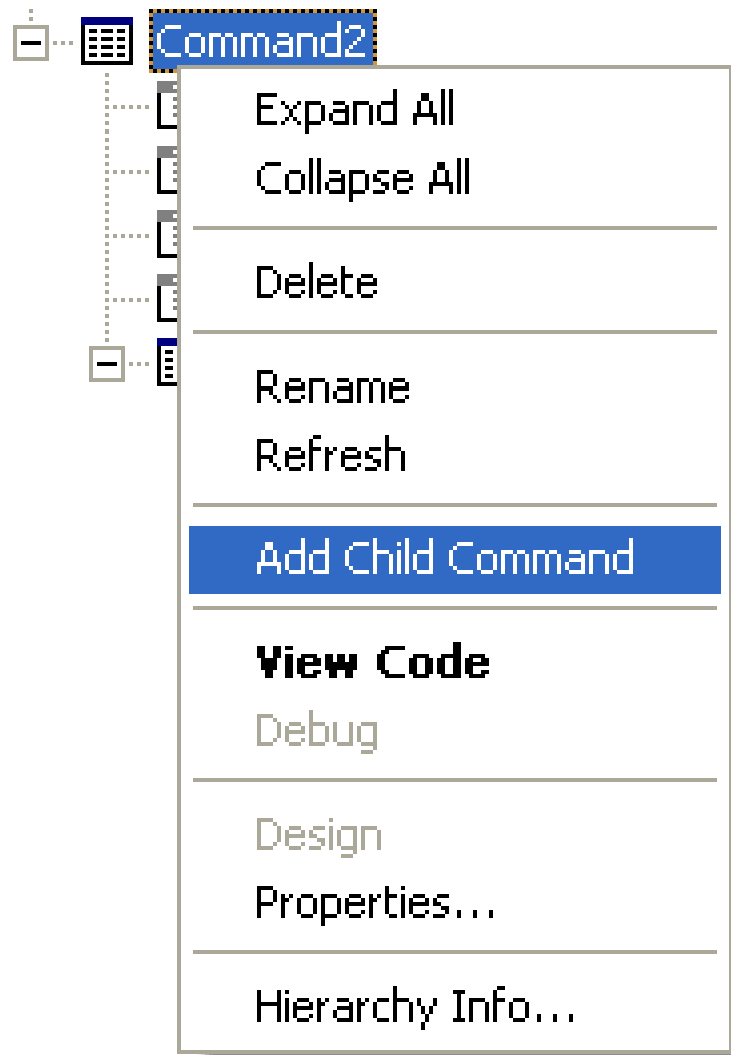


# Membuat Report Group-Detail

Dengan DataReport

## Langkah Ke-1



## Langkah Ke-2

The screenshot shows the 'Command3 Properties' dialog box with the 'Relation' tab selected. The 'Relate to a Parent Command Object' checkbox is checked, and the 'Parent Command' dropdown is set to 'Command2'. In the 'Relation Definition' section, the 'Parent Fields' dropdown is set to 'kd\_trsk', and the 'Child Fields/Parameters' dropdown is also set to 'kd\_trsk'. The 'Add' button is visible, and the 'Remove' button is also visible. The 'OK', 'Cancel', 'Apply', and 'Help' buttons are at the bottom.

**Command3 Properties**

General Parameters **Relation** Grouping Aggregates Advanced

☒ Relate to a Parent Command Object

Parent Command: Command2

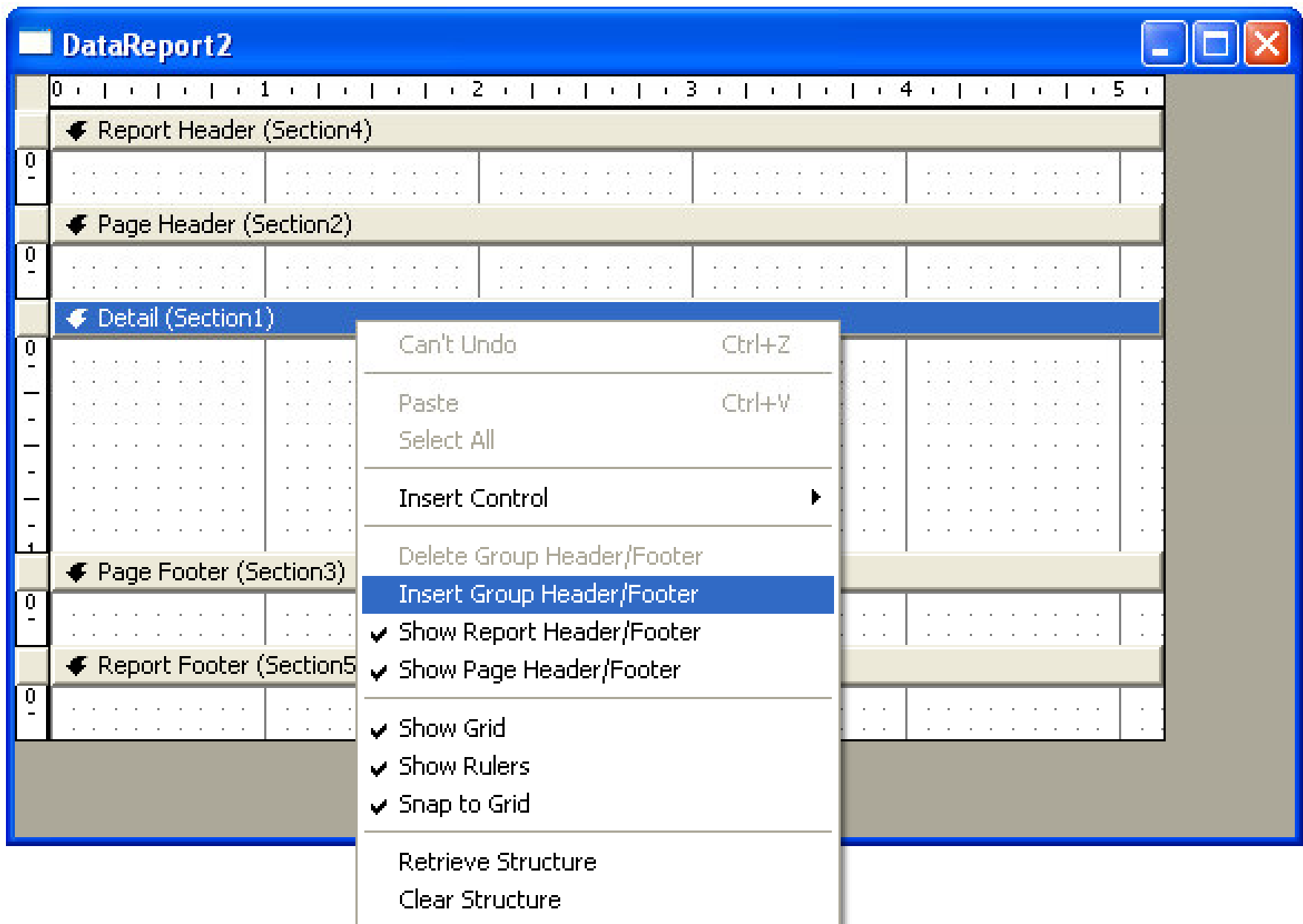
Relation Definition

Parent Fields		Child Fields/Parameters
kd_trsk		kd_trsk
kd_trsk	TO	kd_trsk

Add Remove

OK Cancel Apply Help

### Langkah Ke-3



## Langkah Ke-4

**DataReport1**

	0	1	2	3	4	5
	Report Header (ReportHeader)					
0			%i			
-						
-						
	Page Header (PageHeader)					
0						
-						
-						
	Group Header (Section1)					
0	Kode Transaksi	kd_trsk				
-						
-	KODE	QTY		SUBTOTAL		
	Detail (Command1_Detail)					
0	kd_paket	qty [Command3]	subtotal			
-						
-						
	Group Footer (Section2)					
0		Total Transaksi	total			
-						
-						
	Page Footer (PageFooter)					
0						
-						
-						
	Report Footer (ReportFooter)					
0						
-						
-						

## Perbandingan Report dengan Data pada Tabel

 Data in Table 'transaksi' in 'KA0910' on 'RYU08'

	kd_trsk	kd_kasir	kd_member	total
	TR101	K102	non	145000
	TR103	K201	M103	172000
▶	TR104	K103	M101	116000
✱				

 Data in Table 'transaksirinci' in 'KA0910' on 'RYU...'

	kd_trsk	kd_paket	qty	subtotal
	TR101	PKT0201	2	90000
	TR101	PKT0301	1	55000
	TR103	PKT0301	1	42000
	TR103	PKT0101	3	66000
	TR103	PKT0201	2	64000
	TR104	PKT0201	1	32000
▶	TR104	PKT0301	2	84000
✱				

## Hasil DataReport1.Show

# Report Transaksi

---

### Kode Transaksi    TR101

KODE	QTY	SUBTOTAL
PKT0201	2	90000
PKT0301	1	55000
Total Transaksi		145000

---

### Kode Transaksi    TR103

KODE	QTY	SUBTOTAL
PKT0301	1	42000
PKT0101	3	66000
PKT0201	2	64000
Total Transaksi		172000

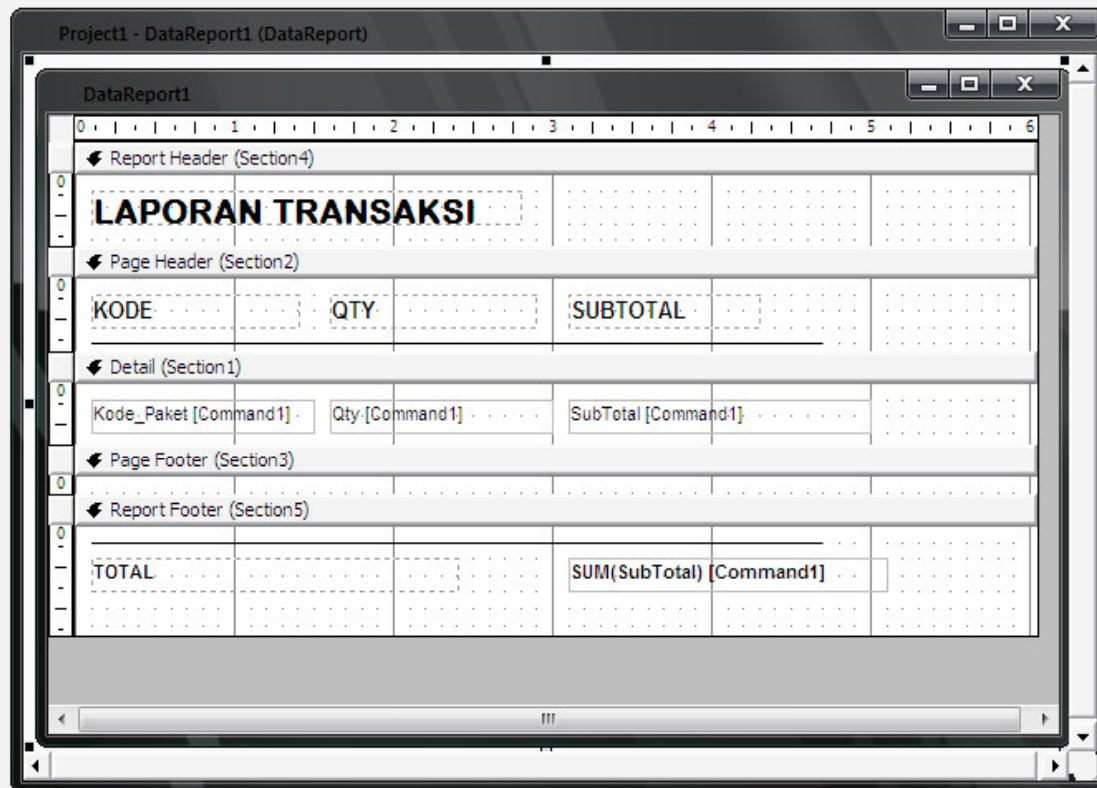
---

### Kode Transaksi    TR104

KODE	QTY	SUBTOTAL
PKT0201	1	32000
PKT0301	2	84000
Total Transaksi		116000

---

## Contoh Hasil Tugas Mahasiswa



### LAPORAN TRANSAKSI

KODE	QTY	SUBTOTAL
PKT0101	4	100000
PKT0102	2	70000
PKT0103	1	45000
TOTAL		215000



## Contoh Hasil Tugas Mahasiswa Jika Data Lebih Dari 1 Transaksi

KODE	QTY	SUBTOTAL
TR101	2	90000
TR101	1	55000
TR103	1	42000
TR103	3	66000
TR103	2	64000
TR104	1	32000
TR104	2	84000
<b>TOTAL</b>		<b>433000</b>